



U.S. BICYCLE ACCIDENT STATISTICS

IN 2015



817

BICYCLISTS WERE KILLED IN
CRASHES INVOLVING A MOTOR VEHICLE
(HIGHEST DEATH TOTAL SINCE 1995)



BICYCLIST FATALITIES
ACCOUNTED FOR
2.3 PERCENT

OF ALL MOTOR VEHICLE TRAFFIC DEATHS



AN
ESTIMATED **45,000**
BICYCLISTS WERE INJURED
IN MOTOR VEHICLE
TRAFFIC CRASHES




(BAC .08 G/DL OR HIGHER)

12 PERCENT OF BICYCLISTS
WERE KILLED IN
MOTOR VEHICLE
ACCIDENTS
INVOLVING A
DRUNK DRIVER

70 PERCENT OF FATAL



BICYCLING ACCIDENTS
OCCURRED IN URBAN AREAS



6:00 p.m

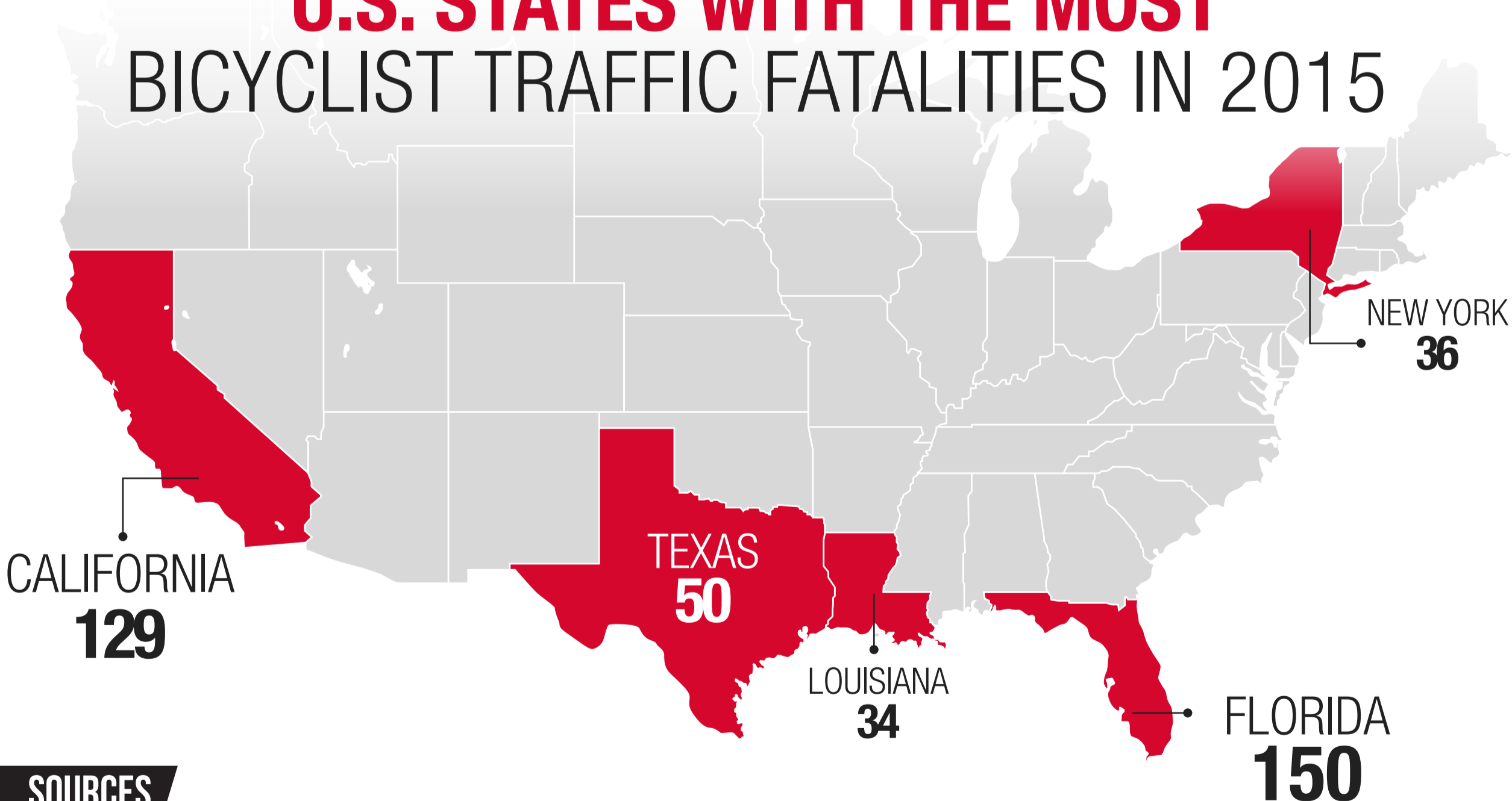
9:00 p.m

FATAL BICYCLING ACCIDENTS
OCCUR MOST
OFTEN BETWEEN
6 P.M. AND 9 P.M.
(24%)



APPROXIMATELY
ONE OUT OF THREE
BICYCLIST DEATHS
OCCURRED AT AN
INTERSECTION

U.S. STATES WITH THE MOST BICYCLIST TRAFFIC FATALITIES IN 2015



SOURCES

<http://www.ihs.org/ihs/topics/t/pedestrians-and-bicyclists/fatalityfacts/bicycles>
<https://crashstats.nhtsa.dot.gov/Api/Public/ViewPublication/812382>

DISCLAIMER

The information provided on Thomas J. Henry website is not intended to be legal advice, but merely conveys general information related to legal issues commonly encountered. This information is not intended to create any legal relationship between Thomas J. Henry or any attorney and the user. Neither the transmission nor receipt of these website materials will create an attorney-client relationship between sender and receiver.

**INJURED IN A BICYCLE ACCIDENT?
CONTACT THOMAS J. HENRY**