


U.S. PEDESTRIAN ACCIDENT STATISTICS

IN 2015

5,376

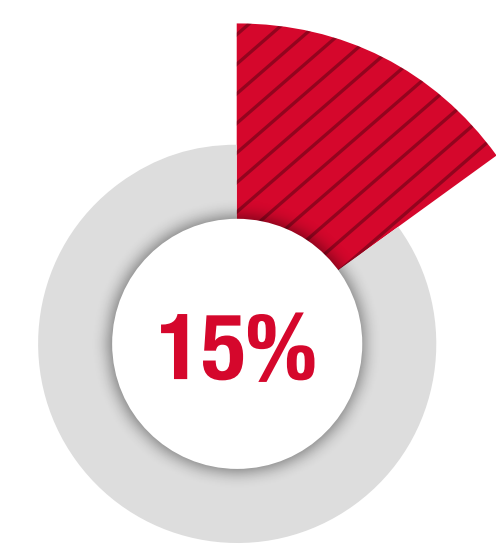
PEDESTRIANS DIED IN TRAFFIC CRASHES



HIGHEST NUMBER OF PEDESTRIANS KILLED IN TRAFFIC CRASHES SINCE 1996

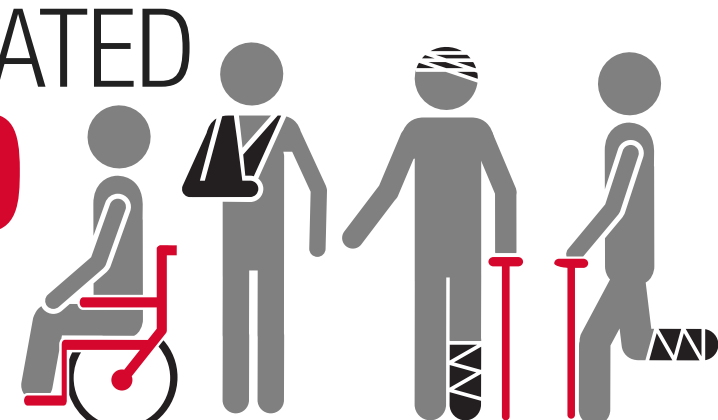


ON AVERAGE, A PEDESTRIAN WAS KILLED EVERY **1.6 HOURS** IN TRAFFIC CRASHES

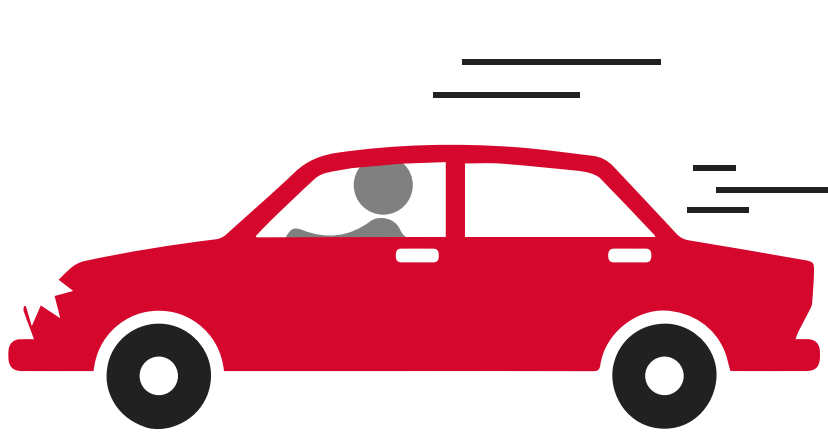


PEDESTRIAN DEATHS ACCOUNTED FOR **15%** OF ALL TRAFFIC FATALITIES

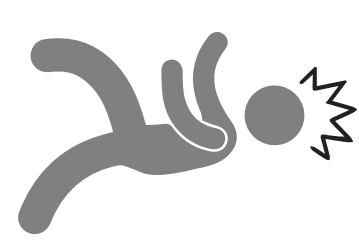
AN ESTIMATED **70,000**



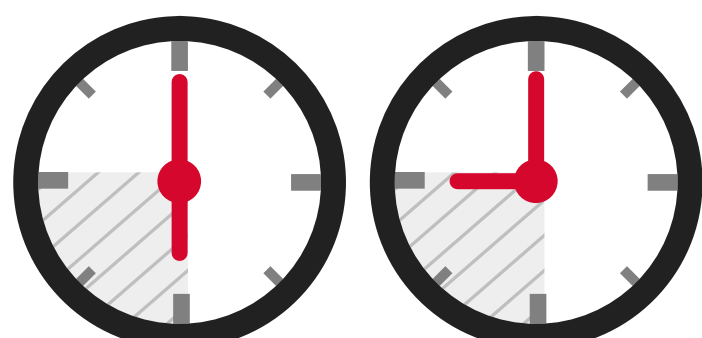
PEDESTRIANS WERE INJURED IN TRAFFIC CRASHES



19%




OF PEDESTRIANS KILLED IN 2015 WERE STRUCK IN CRASHES INVOLVING A HIT-AND-RUN DRIVER



THE HIGHEST TOTAL PERCENTAGE OF PEDESTRIAN FATALITIES (**26%**) OCCURRED BETWEEN 6 P.M. AND 8:59 P.M.



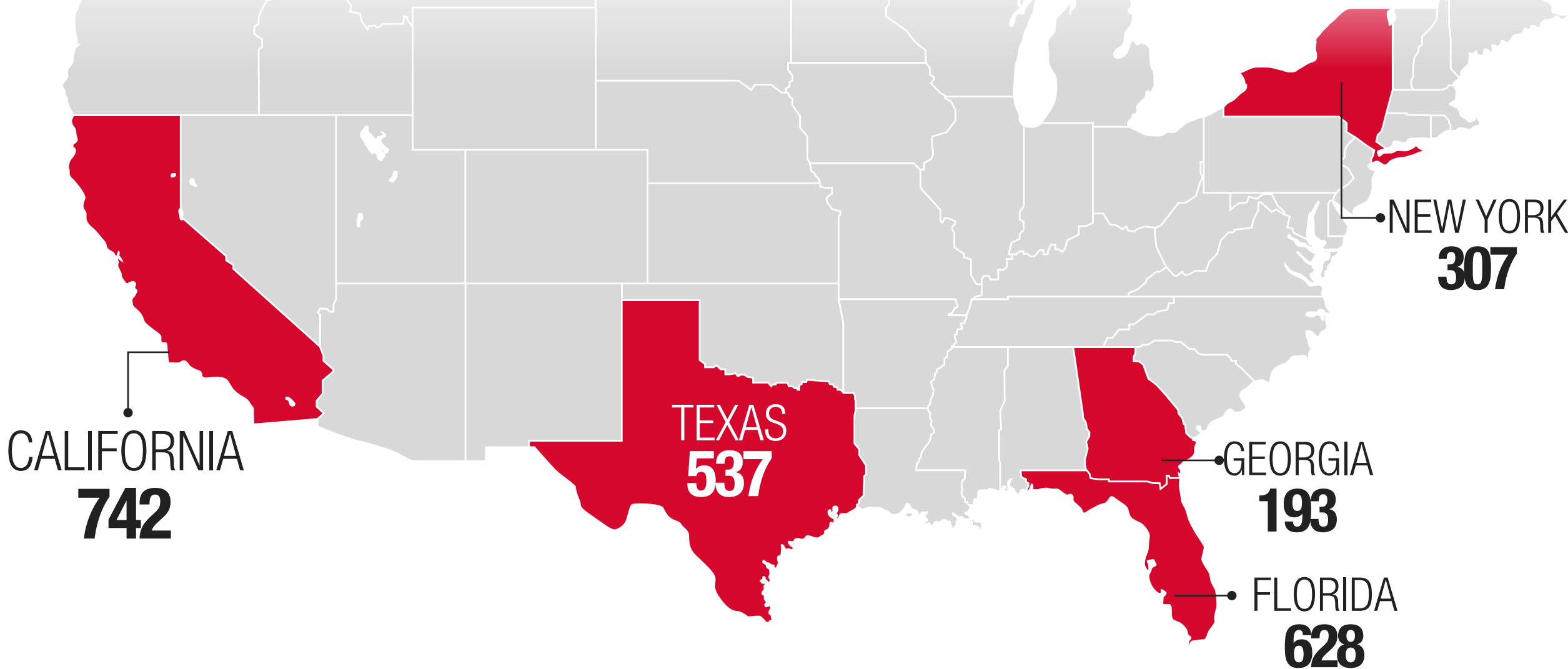
1 out of 5 CHILDREN AGE 14 AND YOUNGER KILLED IN TRAFFIC CRASHES WERE PEDESTRIANS



AN ESTIMATED **15%**

OF FATAL PEDESTRIAN CRASHES INVOLVED A DRUNK DRIVER (BAC OF .08 G/DL OR HIGHER)

U.S STATES WITH THE HIGHEST PEDESTRIAN TRAFFIC FATALITY TOTALS IN 2015



U.S CITIES WITH THE HIGHEST PEDESTRIAN TRAFFIC FATALITY TOTALS IN 2015

NEW YORK CITY (NY)
131



LOS ANGELES (CA)
85



HOUSTON (TX)
62



PHOENIX (AZ)
58



DALLAS (TX)
56



SOURCES

<https://crashstats.nhtsa.dot.gov/Api/Public/ViewPublication/812375>

DISCLAIMER

The information provided on Thomas J. Henry website is not intended to be legal advice, but merely conveys general information related to legal issues commonly encountered. This information is not intended to create any legal relationship between Thomas J. Henry or any attorney and the user. Neither the transmission nor receipt of these website materials will create an attorney-client relationship between sender and receiver.

INJURED IN A PEDESTRIAN ACCIDENT?
CONTACT THOMAS J. HENRY