

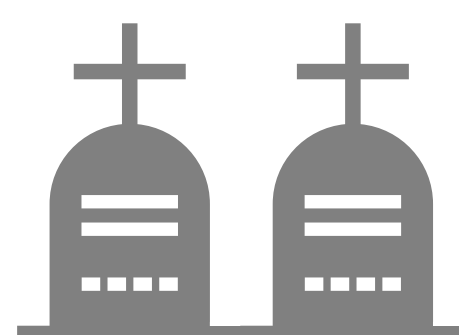
WORKPLACE DEATHS STATISTICS

IN 2015

4,836

FATAL
WORKPLACE
INJURIES

HIGHEST TOTAL



SINCE **5,214** WORKERS
DIED IN 2008




MORE THAN **13** WORKPLACE
DEATHS OCCUR EVERY DAY

INDUSTRIES WITH THE HIGHEST FATAL WORK INJURY RATES


(PER 100,000 FULL-TIME EQUIVALENT WORKERS)

22.8




AGRICULTURE,
FORESTRY,
FISHING AND
HUNTING

13.8



TRANSPORTATION
AND
WAREHOUSING

11.4



MINING,
QUARRYING,
AND OIL AND
GAS EXTRACTION

10.1



CONSTRUCTION

3.38



OVERALL RATE
OF FATAL
WORK INJURY
FOR WORKERS

2.5%
FIRES AND
EXPLOSIONS



42.4%
TRANSPORTATION
INCIDENTS



8.8%
EXPOSURE TO HARMFUL
SUBSTANCES OR
ENVIRONMENTS

CAUSES
OF FATAL
OCCUPATIONAL
INJURIES



16.5%
FALLS, SLIPS,
AND TRIPS

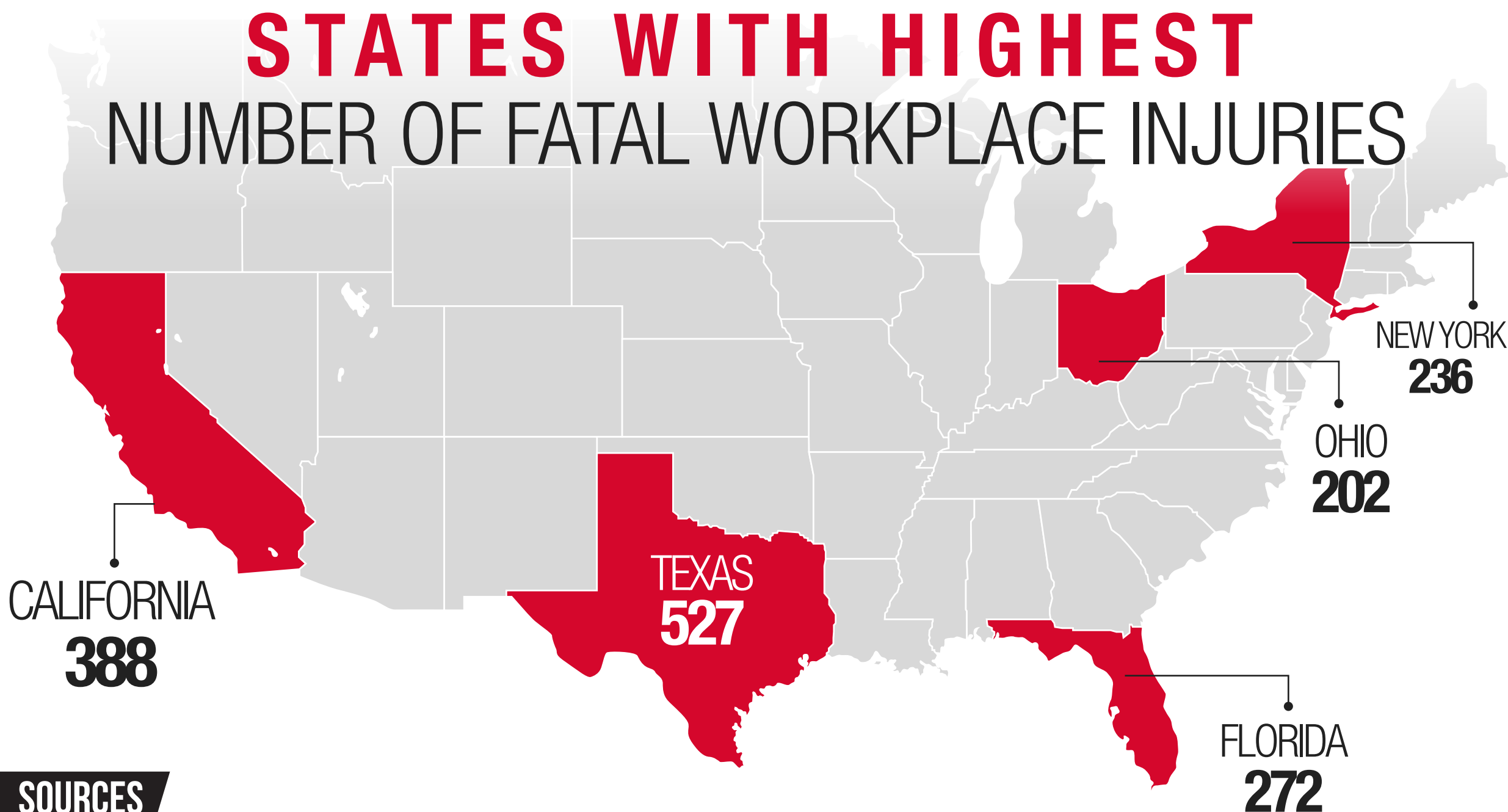


14.5%
VIOLENCE AND OTHER
INJURIES BY PERSONS
OR ANIMALS



14.9%
CONTACT WITH
OBJECTS AND
EQUIPMENT

STATES WITH HIGHEST NUMBER OF FATAL WORKPLACE INJURIES



SOURCES

<https://www.bls.gov/news.release/pdf/cfoi.pdf> | <https://www.osha.gov/oshstats/commonstats.html>

DISCLAIMER

The information provided on Thomas J. Henry website is not intended to be legal advice, but merely conveys general information related to legal issues commonly encountered. This information is not intended to create any legal relationship between Thomas J. Henry or any attorney and the user. Neither the transmission nor receipt of these website materials will create an attorney-client relationship between sender and receiver.